

GHC SERIES EUROPEAN DESIGN ELECTRIC CHAIN HOIST

欧式电动环链葫芦 销售手册

河南巨智飞科装备有限公司
Henan Great Hoist Equipment Co., Ltd

Address: Huayu Avenue, Weizhuang street,
Changyuan city, Xinxiang, Henan, China
Tel: 00 86 187 3734 2355
Email: info@greathoist.com
www.greathoist.com
www.greathoist.cn



GT16V25.1

河南巨智飞科装备有限公司
Henan Great Hoist Equipment Co., Ltd

企业简介 ABOUT US

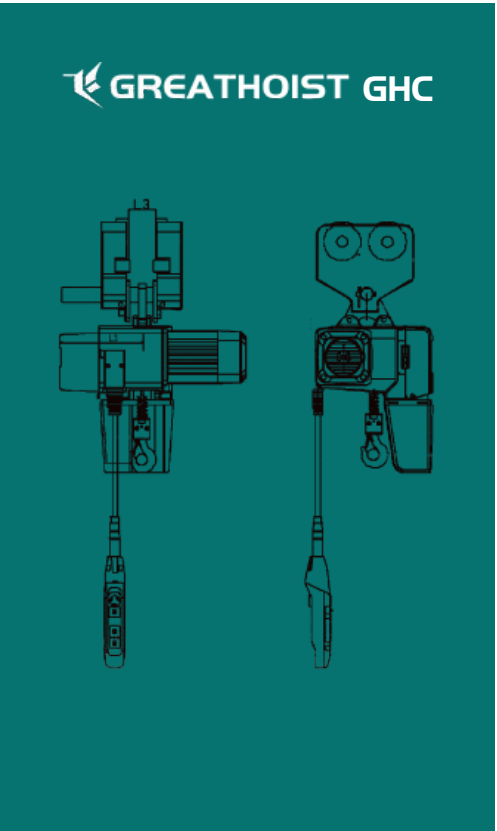
河南巨智飞科搬运设备有限公司是中国领先的电动葫芦和起重机配套件制造商，我们的产品基于国际先进的产品设计理念和制造技术，拥有完善的工艺流程和严谨的质量管理体系，致力于为用户提供质量可靠、性能良好的、低采购和维护成本的产品。

公司产品主要包括500kg~80t电动钢丝绳葫芦、500kg~20t 环链葫芦、防爆电动葫芦、5t~800t卷扬小车、定制化起升机构、端梁、驱动、电控系统以及其他起重机部件，广泛应用于机械制造业、汽车工业、交通物流、能源、冶金、船舶等领域，可以满足客户对各种工况的要求，为客户提供优秀的定制化解决方案公司以“提供让客户满意的葫芦、部件和服务”为使命，致力于为起重机制造商和合作伙伴提供长期的支持、创造更高的价值。

GREATHOIST is a leading manufacturer of electric hoists and crane parts in China.Our products are based on international advanced technology and manufacturing technologies, with a complete process and rigorous quality management system, we are committed to providing users products with reliable quality, good performance,low procurement and maintenance cost.

Our products mainly include 500kg~80t electric hoist, 500kg~20t chain hoist, explosion-proof electric hoist 5t~800t winch trolley, customized lifting mechanism, end carriage, crane gear-motor electricalcontrol system and other crane parts, are widely used in machinery manufacturing, automotive industry, transportation and logistics, energy, metallurgy, shipyard and other fields, which can meet customers' requirements for various working conditions and provide customers with excellent customized solutions.

With the mission of "Provide client Satisfying Hoist, Parts and Service", we are committed to providing long-term support and creating higher value for crane manufacturers and partners.



目录 INDEX

- EUROPEAN ELECTRICCHAIN HOIST WITHHOOKTYPE
欧式电动环链葫芦（固定式）
- EUROPEAN ELECTRICCHAIN HOIST WITHMANUAL TROLLEY
欧式电动环链葫芦（配手动跑车）
- EUROPEAN LOWHEADROOM TYPEELECTRIC CHAIN HOIST
欧式电动环链葫芦（低净空式）
- EUROPEAN ELECTRICCHAIN HOIST WITHELECTRIC TROLLEY
欧式电动环链葫芦（配电动跑车）
- EUROPEAN ELECTRICCHAIN HOIST(DOUBLE HOOK)
欧式电动环链葫芦（双钩）
- EUROPEAN ELECTRICCHAIN HOIST(HAND CONTROL)
欧式电动环链葫芦（手控式）

注意：巨智飞科保留更新和修改所有数据的权利，最终的数据以实际订单为准。
Note: GREATHOIST reserves the rights to update and revise all data, the final data is subject to the order.

资质荣誉 QUALIFICATION



Higher Performance & Faster

更高性能 / 更快速度

- GHC型欧式电动环链葫芦具有高性能、高安全性可靠性的优点，采用人性化设计理念，增加生产量，使工作达到最高效率。
- GHC european electric chain hoist with high performance,high safety reliability advantages,Using use humanized design concept to increase your productivity and make the work to achieve the highest efficiency



Sensitive and Fast

灵敏快捷

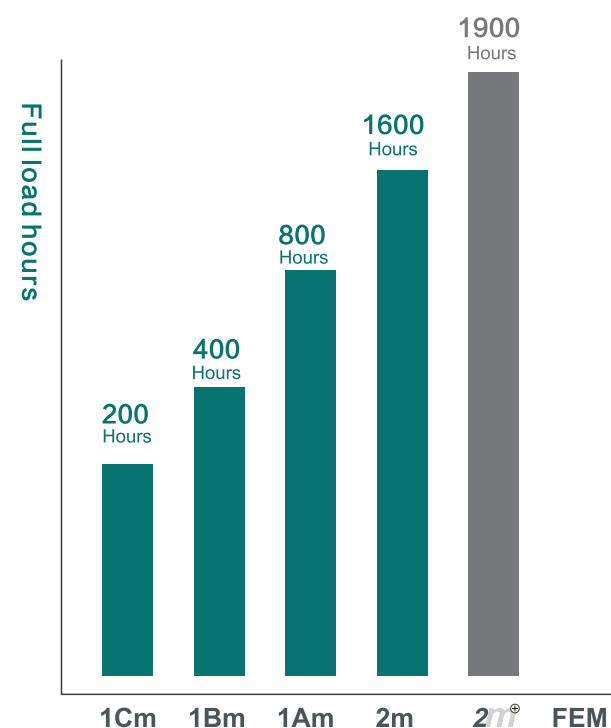
- GHC型欧式电动环链葫芦动作灵活，定位精准。主起升速度快速有效，低速起升确保载荷平稳，精确定位。
- GHC european electric chain hoist with flexible action,positioning accuracy. Lord stood up quickly and efficiently speed,low speed hoisting load smoothly,accurate positioning,

Longer service life for greater efficiency

工作效率高/使用寿命更长

- 在实际工作中，GHC工作级别要比普通的2m工作级别多出20%，这意味着能够延长使用寿命，减少大修次数，这也是GHC型欧式电动环链葫芦所独有的特征。
- In practical terms, GHC european electric chain service life is extended by approx.20%in comparison with the conventional 2m classification for chain hoists FEM rating. This results in significantly prolonged time between service intervals and general overhauls. This extra operating life is only offered by GHC european electric chain.

Longer service life for greater efficiency
满载情况下的工作寿命



- **Professional chain guide design**
专业的链轮设计
- **More smooth and efficient operation**
运行更平稳高效
- **Chain wear less**
链条磨损更小



▲ Chain Guide

Maintenance: Fast And Simple

维护快速简单

- GHC型欧式电动环链葫芦的所有主要驱动部件如齿轮箱，制动器和离合器等均采用特殊工艺制造，坚固耐用。GHC型系列制动器5年免维护。GHC起重机的产品出众的质量令其即使在繁忙工作下依然有很长的工作寿命。
- GHC european electric chain hoist,all main drive components,such as gear box,brake and clutch made by a special process,and durable,GHCseries brake have 5 years free maintenance, GHC hoist still has a long working life with high quality even in busy work.
- 由于GHC型欧式电动环链葫芦良好的服务设计，少量必要的维护工作能够迅速地简单地完成。
- Because GHC european electric chain is designed by excelent service idea and necessary maintenance work.can quickly & simply finished works.
- GHC型欧式电动环链葫芦的链轮设计紧凑、即插即用，更换快速方便，并且无需拆卸电机或齿轮箱部件。维护工作所造成的长时间停机已经成为过去。
- The chain drive of GHC european electric chain is designed as a compact unit which is slid into place and can be replaced in a minimum of time without the need to disassemble motor or gearbox parts.Long downtimes as a result of maintenance work are now a thing of the past.

Tailored Solutions

量身定制的解决方案



► **GHC型欧式电动环链葫芦通过相关权威认证葫芦电机、环链电动葫芦以及行走电机装置的防护等级为IP55，手电门防护等级为IP65外壳，可以防潮防尘。**

► **GHC european electric chain hoist has been cerried by the relevant national authorit Protection class of hoist motor, electric chain hoist and traveling motor device are all IP55,push button control is with excellent moistureproof dustproof, IP65.**

1

齿轮箱——免维护，工作级别为M6，GHC型欧式电动环链葫芦满载运行的时间长达1900小时，此为SHPZ的标准额定使用时间，这意味着在实际应用中GHC要多出约20%的工作寿命。齿轮箱的斜齿轮传动降低工作噪音，运行更稳定。

Gearbox——Maintenance-free.working-level for M6.
GHC european electric chain with a rated service life of 1990 full load hours. In practical terms.this means the service life is extended by approx. 20%the helical gearing inside the gearbox also reduces operating noise and provide smooth operation.

2

制动器——免维护，由于磨损小，无需调节；制动快速平稳。制动器外壳采用双重密封，可在恶劣气候或工作环境下工作。

Brake——Maintenance-free.because of minimum wear.adjustment is not necessary.The brake is enclosed in enclosed in the electrical panel and provides double protection from the elements

3

摩擦离合器——免维护。摩擦离合器集成在制动器的后端，能有效起到过载保护作用。内部具有速度检测器，非正常情况下可有效保障葫芦链条绝不会下滑。

Slip clutch——Maintenance-free.Integrated beind the brake in the power drive.it provides reliable protection against overload.Integrated slip clutch monitoring prevents premanent damage to the slip clutch.

4

手电门的高度调节——在吊钩行程2—5m和5—8m的范围内，控制电缆长度和手电门悬挂高度可无限变化。多余的控制电缆可被容纳在统一维修区。

Height adjustable control pendant cable——The length of the control cable.Therefore.the suspension height of the control pendant can be infinitly varied for a hook path range of 2-5mand 5-8m. The excess control cable is accommodated behind the service cover.



5

控制方式——24V低压控制方式，上下限位开关。

Control——24V contactor control.operating limit switches (upper/lower).

6

链条——高强度、抗老化的GHC专用链条，表面经过硬化处理。镀锌和额外的表面处理保护其不受恶劣环境的侵蚀。

Steel chain——A special GHC chain of high-strength.Hardened age-resistant material.Galvanized and other suface-treatments are available to protect against specific hostile environments.

7

悬挂装置——GHC型欧式电动环链葫芦采用紧凑的C型结构尺寸，可充分利用高度空间。GHC型欧式电动环链葫芦配有多款悬挂装置，使其连接更为完美。

Suspension bracket——GHC hoists are supplied with short and long suspension brackets as standard and can always be attached to the super-structure with the optimal connectin.

8

外壳——坚固，重量轻的压铸铝外壳，紧凑、现代化的工业设计。汽车级油漆，提供保护更长久。

Housing——Robust and lightweight die-cast aluminium housing of compact and modern industrial design.Automotive paint. to provide more long-term protection.



9

葫芦电机——坚固持久的高性能电机，即使在高温和长期运行中，也具有大的安全储备。采用两级起升速度，另有变频控制，提供多速度变化。

Hoist motor——High-performance motor with large safety reserves even at high ambient temperatures and in prolonged operation. Using 2 hoist speed with 1:4 speed ratio and frequency Control to multi-speed requirements.

10

链轮——插入式连接便于快速更换整个链轮而无需拆卸电机或齿轮部件，从而大大减少了停机时间。采用高度耐磨的材料，使用寿命长。

Chain guide——The unit is a complete assembly consisting of the chain and chain guide which facilitates quick and easy replacement of the entire chain drive without having to remove the otor or gear parts. Downtime can therefore be reduced significantly.The chain drive consists of highly wear-resistant materials for long service life.

11

集链盒——采用坚固、有韧性并且耐冲击的特殊塑料；可放置长度8米的链条，也可提供可放置链条长达40米或120米的集链盒。

Chain collector box——Suspended from a pivoting connection, is made of tough,flexible and particularly impact-presistant plastic; capacity for up to 8m hook path ,A flexible chain container for chain lengths up to 40m as well as special lengths up to 120m.

12

吊钩组——吊钩装置手握舒适，符合人体工程学原理。吊钩经锻造加工，强度绝佳，吊钩360度旋转，特殊设计的安全舌片，确保操作安全。

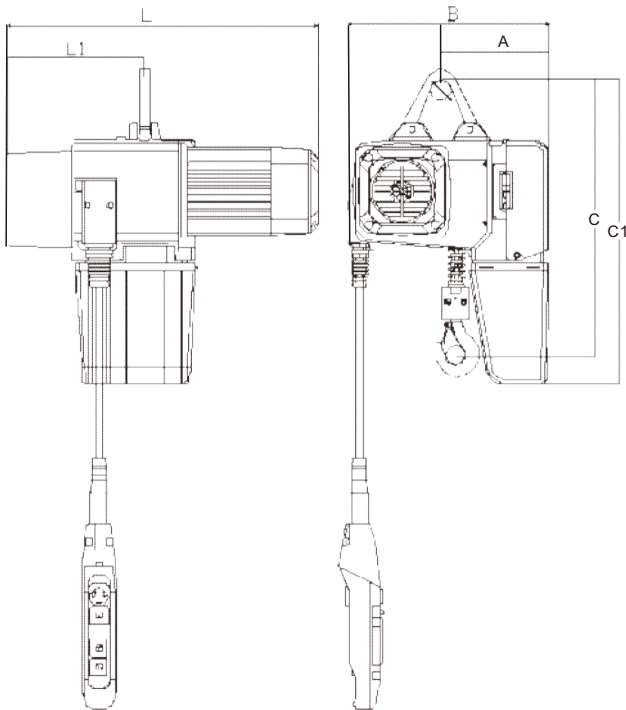
Bottom block——Comfortable hook device by hand For improved ergonomic handling of the hook. The hook after forging processing to make great-strength,hooks rotate by 360 degrees,a specially designed safety tongue,to ensure safe operetion.

EUROPEAN ELECTRIC
CHAIN HOIST WITH
HOOK TYPE
欧式电动环链葫芦（固定式）



- **基本特征**
GHC系列欧式电动环链葫芦可方便的安装到KBK标准组件的轨道上。
- **Basic characteristics**
GHC european electric chain hoist can be installed to the KBK orbit of standard components
- **测试简单**
所有电器连接均为插入式——即插即用通用型悬挂机构，既能用于KBK标准轨道又可与小车快速链接。
- **Easy test**
All electrical connection to plug in, plug and play universal suspension mechanism,both can used for KBK standard track and can be connected to trolley quickly

Technical Parameters
技术参数



- **人性化设计**
控制电缆长度可以调节，手电门总在最合适的位置。
手电门人性化设计，握感舒适，免除操作疲劳。
- **Humanized design**
Control cable length can be adjusted,control pendant always in the most appropriate location.
Control pendant is humanized design,grip feels comfortable,avoid operation fatigue
- **统一维修检测后盖**
可用于电器接插，手电门高度调节，链条润滑。
无需拆卸其他部件，快速更换起重链轮，减少停机时间。
- **Unified maintenance test back cover**
Can be used for electric plug,Control pendant can be high adjusted, the chain lubrication,without having to remove other components, fastly replace chain guide,and reduce downtime



- **标准双速电机，工作效率更高**
低压24V控制更安全。
- **Standard double speed motor,higher working efficiency**
24V control voldage is more safe

型号 Model Model	载重量 Capacity (KG)	起升速度 Hoisting speed (m/min)	电机功率 Motor power (Kw)	电机转速 Motor rorate (r/min)	工作电压 Working voltage (V)	控制电压 Control voltage (V)	工作级别 Duty class (FEM/ISO)
GHC0.125-01M	125	8/2	0.4/0.1	2880/720	220-460	24	2M/M5
GHC0.125-01M	125	13/3.2	0.75/0.2	2880/720	220-460	24	2M/M5
GHC0.25-01M	250	8/2	0.4/0.1	2880/720	220-460	24	2M/M5
GHC0.5-01M	500	8/2	0.75/0.2	2880/720	220-460	24	2M/M5
GHC0.5-01M	500	12/3	1.5/0.37	2880/720	220-460	24	2M/M5
GHC0.5-02M	500	4/1	0.4/0.1	2880/720	220-460	24	2M/M5
GHC01-01M	1000	8/2	1.5/0.37	2880/720	220-460	24	2M/M5
GHC01-01M	1000	6/1.5	1.5/0.37	2880/720	220-460	24	2M/M5
GHC01-02M	1000	4/1	0.75/0.2	2880/720	220-460	24	2M/M5
GHC02-02M	2000	4/1	1.5/0.37	2880/720	220-460	24	2M/M5
GHC02-02M	2000	3/0.75	1.5/0.37	2880/720	220-460	24	2M/M5

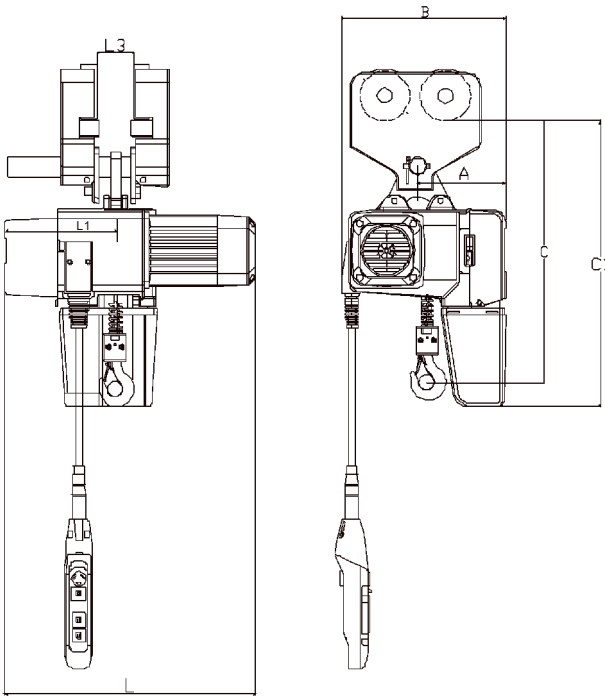
型号 Model	L	L1	A	B	C	C1
GHC0.125-01M	440	194	160	288	400	425
GHC0.125-01M	464	197	170	315	420	450
GHC0.25-01M	440	194	160	288	400	425
GHC0.5-01M	464	197	170	315	420	450
GHC0.5-01M	548	239	182	343	560	640
GHC0.5-02M	440	194	160	288	470	425
GHC01-01M	548	239	182	343	560	640
GHC01-02M	464	197	170	315	490	450
GHC02-02M	548	271	182	343	630	640

EUROPEAN ELECTRIC
CHAIN HOIST WITH
MANUAL TROLLEY
欧式电动环链葫芦（配手动跑车）



- **基本特征**
GHC系列欧式电动环链葫芦可方便的安装到 KBK标准组件的轨道上。
- **Basic characteristics**
GHC european electric chain hoist can be installed to the KBK orbit of standard components
- **测试简单**
所有电器连接均为插入式——即插即用通用型悬挂机构，既能用于KBK标准轨道又可与小车快速链接。
- **Easy test**
All electrical connection to plug in, plug and play universal suspension mechanism,both can used for KBK standard track and can be connected to trolley quickly

Technical Parameters
技术参数



- **人性化设计**
控制电缆长度可以调节，手电门总在最合适的位置。
手电门人性化设计，握感舒适，免除操作疲劳。
- **Humanized design**
Control cable length can be adjusted,control pendant always in the most appropriate location.
Control pendant is humanized design,grip feels comfortable,avoid operation fatigue
- **统一维修检测后盖**
可用于电器接插，手电门高度调节，链条润滑。
无需拆卸其他部件，快速更换起重链轮，减少停机时间。
- **Unified maintenance test back cover**
Can be used for electric plug,Control pendant can be high adjusted, the chain lubrication,without having to remove other components, fastly replace chain guide,and reduce downtime

- **标准双速电机，工作效率更高**
低压24V控制更安全。
- **Standard double speed motor,higher working efficiency**
24V control voldage is more safe




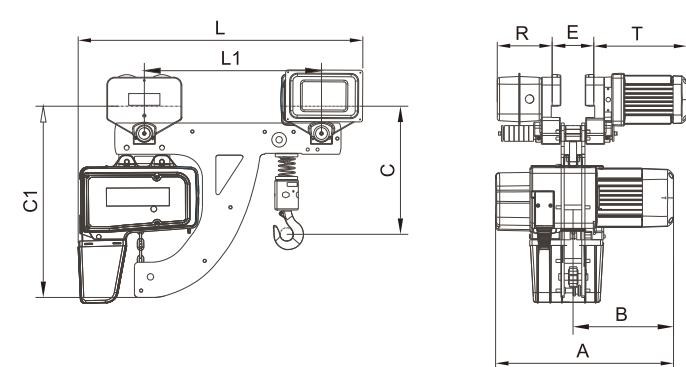
型号 Model Model	载重量 Capacity (KG)	起升速度 Hoisting speed (m/min)	电机功率 Motor power (Kw)	电机转速 Motor rorate (r/min)	工作电压 Working voltage (V)	控制电压 Control voltage (V)	工作级别 Duty class (FEM/ISO)
GHC0.125-01M	125	8/2	0.4/0.1	2880/720	220-460	24	2M/M5
GHC0.125-01M	125	13/3.2	0.75/0.2	2880/720	220-460	24	2M/M5
GHC0.25-01M	250	8/2	0.4/0.1	2880/720	220-460	24	2M/M5
GHC0.5-01M	500	8/2	0.75/0.2	2880/720	220-460	24	2M/M5
GHC0.5-01M	500	12/3	1.5/0.37	2880/720	220-460	24	2M/M5
GHC0.5-02M	500	4/1	0.4/0.1	2880/720	220-460	24	2M/M5
GHC01-01M	1000	8/2	1.5/0.37	2880/720	220-460	24	2M/M5
GHC01-01M	1000	6/1.5	1.5/0.37	2880/720	220-460	24	2M/M5
GHC01-02M	1000	4/1	0.75/0.2	2880/720	220-460	24	2M/M5
GHC02-02M	2000	4/1	1.5/0.37	2880/720	220-460	24	2M/M5
GHC02-02M	2000	3/0.75	1.5/0.37	2880/720	220-460	24	2M/M5

型号 Model	L	L1	L3	A	B	C	C1
GHC0.125-01M	440	194	80-200	160	288	470	470
GHC0.125-01M	464	197	80-200	170	315	490	495
GHC0.25-01M	440	194	80-200	160	288	470	470
GHC0.5-01M	464	197	80-200	170	315	490	495
GHC0.5-01M	548	239	80-200	182	343	600	680
GHC0.5-02M	440	194	80-200	160	288	540	470
GHC01-01M	548	239	80-200	182	343	600	680
GHC01-02M	464	197	80-200	170	315	560	495
GHC02-02M	548	271	80-200	182	343	670	690

EUROPEAN LOW
HEADROOM TYPE
ELECTRIC CHAIN HOIST
欧式电动环链葫芦（低净空式）

- 基本特征
GHC系列欧式电动环链葫芦可方便的安装到 KBK标准组件的轨道上。
- Basic characteristics
GHC european electric chain hoist can be installed to the KBK orbit of standard components
- 测试简单
所有电器连接均为插入式——即插即用通用型悬挂机构，既能用于KBK标准轨道又可与小车快速链接。
- Easy test
All electrical connection to plug in, plug and play universal suspension mechanism,both can used for KBK standard track and can be connected to trolley quickly

Technical Parameters
技术参数



- 人性化设计
控制电缆长度可以调节，手电门总在最合适的位置。
手电门人性化设计，握感舒适，免除操作疲劳。
- Humanized design
Control cable length can be adjusted,control pendant always in the most appropriate location.
Control pendant is humanized design,grip feels comfortable,avoid operation fatigue
- 统一维修检测后盖
可用于电器接插，手电门高度调节，链条润滑。
无需拆卸其他部件，快速更换起重链轮，减少停机时间。
- Unified maintenance test back cover
Can be used for electric plug,Control pendant can be high adjusted, the chain lubrication,without having to remove other components, fastly replace chain guide,and reduce downtime



- 标准双速电机，工作效率更高
低压24V控制更安全。
- Standard double speed motor,higher working efficiency
24V control voldage is more safe

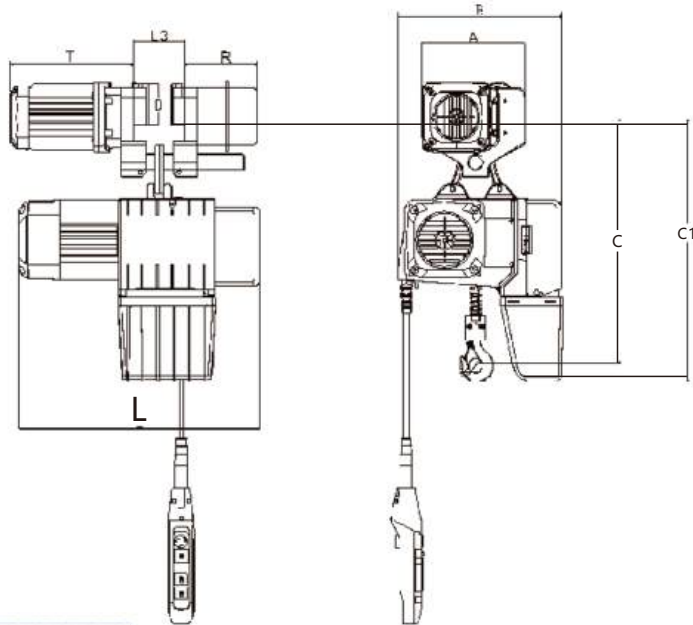
型号 Model Model	载重量 Capacity (KG)	起升速度 Hoisting speed (m/min)	电机功率 Motor power (Kw)	电机转速 Motor rorate (r/min)	工作电压 Working voltage (V)	控制电压 Control voltage (V)	工作级别 Duty class (FEM/ISO)
GHC0.125-01ML	125	8/2	0.75/0.2	2880/720	220-460	24	2M/M5
GHC0.125-01ML	125	13/3.2	0.75/0.2	2880/720	220-460	24	2M/M5
GHC0.25-01ML	250	8/2	0.75/0.2	2880/720	220-460	24	2M/M5
GHC0.5-01ML	500	8/2	0.75/0.2	2880/720	220-460	24	2M/M5
GHC0.5-01ML	500	12/3	1.5/0.37	2880/720	220-460	24	2M/M5
GHC0.5-02ML	500	4/1	0.75/0.2	2880/720	220-460	24	2M/M5
GHC01-01ML	1000	8/2	1.5/0.37	2880/720	220-460	24	2M/M5
GHC01-02ML	1000	4/1	0.75/0.2	2880/720	220-460	24	2M/M5
GHC02-02ML	2000	4/1	1.5/0.37	2880/720	220-460	24	2M/M5

型号 Model	L	L1	C	C1	A	B	T	E	R
GHC0.125-01ML	730	453.5	330	490	464	267	280	80-200	175
GHC0.125-01ML	730	453.5	330	490	464	267	280	80-200	175
GHC0.25-01ML	730	453.5	330	490	464	267	280	80-200	175
GHC0.5-01ML	730	453.5	330	490	464	267	280	80-200	175
GHC0.5-02ML	730	453.5	410	490	464	267	280	80-200	175
GHC01-01ML	840	548	350	630	548	305	285	80-200	175
GHC01-02ML	790	453.5	410	490	464	267	285	80-200	175
GHC02-02ML	910	548	510	630	548	305	285	80-200	175

EUROPEAN ELECTRIC
CHAIN HOIST WITH
ELECTRIC TROLLEY
欧式电动环链葫芦（配电动跑车）

- 基本特征
GHC系列欧式电动环链葫芦可方便的安装到 KBK标准组件的轨道上。
- Basic characteristics
GHC european electric chain hoist can be installed to the KBK orbit of standard components
- 测试简单
所有电器连接均为插入式——即插即用通用型悬挂机构，既能用于KBK标准轨道又可与小车快速链接。
- Easy test
All electrical connection to plug in, plug and play universal suspension mechanism,both can used for KBK standard track and can be connected to trolley quickly

Technical Parameters
技术参数



- 人性化设计
控制电缆长度可以调节，手电门总在最合适的位置。
手电门人性化设计，握感舒适，免除操作疲劳。
- Humanized design
Control cable length can be adjusted,control pendant always in the most appropriate location.
Control pendant is humanized design,grip feels comfortable,avoid operation fatigue
- 统一维修检测后盖
可用于电器接插，手电门高度调节，链条润滑。
无需拆卸其他部件，快速更换起重链轮，减少停机时间。
- Unified maintenance test back cover
Can be used for electric plug,Control pendant can be high adjusted, the chain lubrication,without having to remove other components, fastly replace chain guide,and reduce downtime

- 标准双速电机，工作效率更高
低压24V控制更安全。
- Standard double speed motor,higher working efficiency
24V control voldage is more safe



型号 Model Model	载重量 Capacity (KG)	起升速度 Hoisting speed (m/min)	电机功率 Motor power (Kw)	电机转速 Motor rorate (r/min)	工作电压 Working voltage (V)	控制电压 Control voltage (V)	工作级别 Duty class (FEM/ISO)
GHC0.125-01M	125	8/2	0.4/0.1	2880/720	220-460	24	2M/M5
GHC0.125-01M	125	13/3.2	0.75/0.2	2880/720	220-460	24	2M/M5
GHC0.25-01M	250	8/2	0.4/0.1	2880/720	220-460	24	2M/M5
GHC0.5-01MM	500	8/2	0.75/0.2	2880/720	220-460	24	2M/M5
GHC0.5-01MM	500	12/3	1.5/0.37	2880/720	220-460	24	2M/M5
GHC0.5-02MM	500	4/1	0.4/0.1	2880/720	220-460	24	2M/M5
GHC01-01M	1000	8/2	1.5/0.37	2880/720	220-460	24	2M/M5
GHC01-01M	1000	6/1.5	1.5/0.37	2880/720	220-460	24	2M/M5
GHC01-02M	1000	4/1	0.75/0.2	2880/720	220-460	24	2M/M5
GHC02-02M	2000	4/1	1.5/0.37	2880/720	220-460	24	2M/M5
GHC02-02M	2000	3/0.75	1.5/0.37	2880/720	220-460	24	2M/M5

型号 Model	L	T	R	L3	A	B	C	C1
GHC0.125-01M	440	280	175	80-200	210	288	470	470
GHC0.125-01M	464	280	175	80-200	210	315	490	495
GHC0.25-01M	440	280	175	80-200	210	288	470	470
GHC0.5-01M	464	280	175	80-200	210	315	490	495
GHC0.5-01M	548	280	175	80-200	210	315	600	680
GHC0.5-02M	440	280	175	80-200	210	288	540	470
GHC01-01M	548	285	175	80-200	335	343	600	680
GHC01-02M	464	285	175	80-200	335	315	560	495
GHC02-02M	548	285	175	80-200	385	343	670	690

EUROPEAN ELECTRIC
CHAIN HOIST
(DOUBLE HOOK)

欧式电动环链葫芦（双钩）

- 基本特征


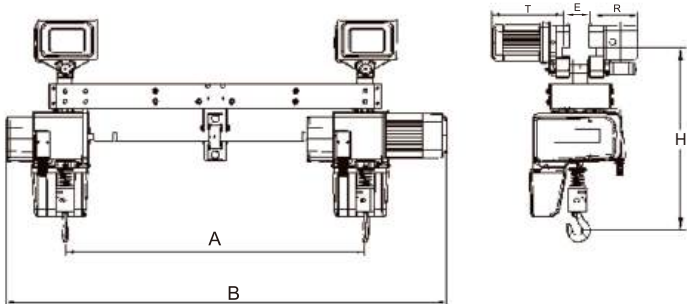
GHC系列欧式电动环链葫芦可方便的安装到 KBK标准组件的轨道上。
- Basic characteristics

GHC european electric chain hoist can be installed to the KBK orbit of standard components
- 测试简单

所有电器连接均为插入式——即插即用通用型悬挂机构，既能用于KBK标准轨道又可与小车快速链接。
- Easy test

All electrical connection to plug in, plug and play universal suspension mechanism,both can used for KBK standard track and can be connected to trolley quickly

Technical Parameters
技术参数



- 人性化设计

控制电缆长度可以调节，手电门总在最合适的位置。
手电门人性化设计，握感舒适，免除操作疲劳。
- Humanized design

Control cable length can be adjusted,control pendant always in the most appropriate location.
Control pendant is humanized design,grip feels comfortable,avoid operation fatigue
- 统一维修检测后盖

可用于电器接插，手电门高度调节，链条润滑。
无需拆卸其他部件，快速更换起重链轮，减少停机时间。
- Unified maintenance test back cover

Can be used for electric plug,Control pendant can be high adjusted, the chain lubrication,without having to remove other components, fastly replace chain guide,and reduce downtime



- 标准双速电机，工作效率更高

低压24V控制更安全。
- Standard double speed motor,higher working efficiency

24V control voldage is more safe

型号 Model Model	载重量 Capacity (KG)	起升速度 Hoisting speed (m/min)	电机功率 Motor power (Kw)	电机转速 Motor rorate (r/min)	工作电压 Working voltage (V)	控制电压 Control voltage (V)	工作级别 Duty class (FEM/ISO)
GHC0.125-01MD	125+125	8/2	0.75/0.2	2880/720	220-460	24	2M/M5
GHC0.25-01MD	250+250	8/2	0.75/0.2	2880/720	220-460	24	2M/M5
GHC0.5-01MD	500+500	8/2	1.5/0.37	2880/720	220-460	24	2M/M5
GHC0.5-02MD	500+500	4/1	0.75/0.2	2880/720	220-460	24	2M/M5
GHC01-02MD	1000+1000	4/1	1.5/0.37	2880/720	220-460	24	2M/M5

型号 Model	A	B	T	E	R	H
GHC0.125-01MD	可按客户要求定制 Can be Customized design	L ₁ +470	280	100-200	175	610
GHC0.25-01MD		L ₁ +470	280	100-200	175	610
GHC0.5-01MD		L ₁ +550	285	100-200	175	670
GHC0.5-02MD		L ₁ +470	285	100-200	175	700
GHC01-02MD		L ₁ +550	285	100-200	175	770

EUROPEAN ELECTRIC CHAIN HOIST (HAND CONTROL)

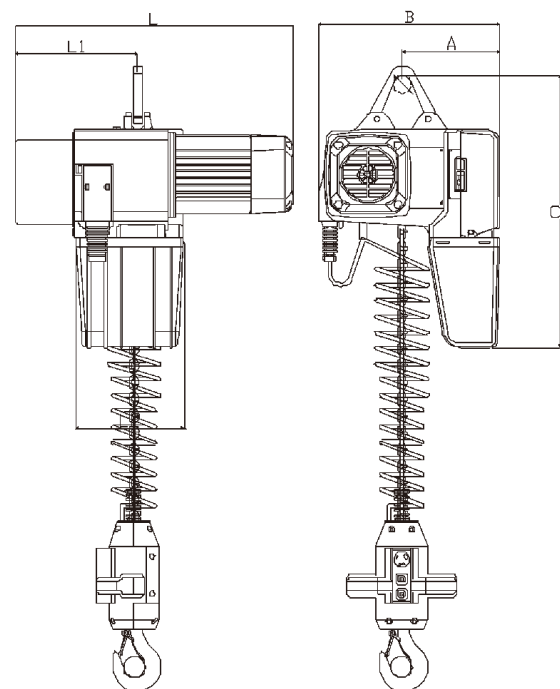
欧式电动环链葫芦（手控式）



吊钩 250公斤
Hook 250kg
旋转吊钩 250公斤
Rotation hook 250kg
开口吊钩 150公斤
Open hook 150kg
吊带 150公斤
Lifting belt 150kg

Technical Parameters

技术参数



安全、快速，人性化设计的单手操作

GHC手控电动葫芦单手即可快速、安全地吊运负载。新型GHC-pro是建立在GHC-pro环链电动葫芦和GHC控制单元的基础之上，GHC控制单元被用螺旋电缆连接到GHC-Pro。由于控制单元与吊具的刚性连接使操作人员只需单手(左手或右手)操作葫芦，引导负载。

快速更换耦合器实现了各种吊具的轻松更换。所有手动电动葫芦的吊具都配有一个带防扭保险的耦合器插销，可卡进快速更换耦合器中。通过提起脱销装置，可以轻松地将其断开。手控电动葫芦适用于KBK型钢和I型钢，这令他们能灵活用于工作和生产流程中。

灵活用于各种任务

环链电动葫芦结合各种经过证实的吊具能够最佳地、灵活地以满足您的需求。这些附件包括标准的负载吊钩和各种缩放吊钩，以及平行夹钳系统，例如用于汽车工业的KLT集装箱。GHC-Pro手控电动葫芦可与专门开发的吊具一起使用。

通点耦合器插销可用于连接专门根据客户要求而设计的吊具，它配有一个M12的内螺丝，用于连接专用的吊具。手控吊具可通过适配器与GHC-Pro环链电动葫芦连接。这种新型环链电动葫芦的灵活性大大提高了工厂的载荷吊运效率。



Safe, fast and user-friendly one-handed operation design

The manual electric hoist can quickly and safely lift the load with just one hand. The new GHC-Pro is based on the GHC-Pro chain electric hoist and the GHC control unit. The GHC control unit is connected to the GHC-Pro via a spiral cable. Due to the rigid connection between the control unit and the hoist, the operator only needs to operate the hoist with one hand (left or right hand) to guide the load.

The quick coupling system enables the easy replacement of various hoisting devices. All manual and electric hoists are equipped with a coupling plug with a torsion prevention device, which can be inserted into the quick coupling. By lifting the disengaging device, it can be easily disconnected. The hand-controlled electric hoist is suitable for KBK type steel and section steel, which enables them to be flexibly applied in the work and production processes.

Flexible for various tasks

The ring chain electric hoist, combined with various proven lifting accessories, can best and flexibly meet your needs. These accessories include standard load hooks and various telescopic clamps, as well as parallel clamp systems, such as the KLT container used in the automotive industry. The GHC-Pro manual electric hoist can be used with specially developed lifting accessories.

The universal coupling pin can be used to connect the lifting devices specially designed according to customer requirements. It is equipped with an M12 internal screw for connecting the dedicated lifting devices. The manual lifting device can be connected to the GHC-Pro chain electric hoist through an adapter. The flexibility of this new type of chain electric hoist has significantly improved the loading and unloading efficiency of the factory.



PGS平行夹钳
125公斤
PGS Parallel Clamps
Capacity 125 kg



缩放吊钩用于
抓取方形物品
125公斤
Telescopic tong - used to
grasp Square objects
Capacity 125 kg



缩放吊钩用于
抓取圆形物品
125公斤
Telescopic tong - used to
grasp Circular objects
Capacity 125 kg



吊钩适配器
最大可承受
250公斤
Hook adapter
Max. capacity 250 kg



吊钩适配器结合
PGS轴形夹钳
Hook adapter
combined with
PGS axial clamp

型号 Model Model	载重量 Capacity (KG)	起升速度 Hoisting speed (m/min)	电机功率 Motor power (Kw)	电机转速 Motor rotate (r/min)	工作电压 Working voltage (V)	控制电压 Control voltage (V)	工作级别 Duty class (FEM/ISO)
GHC0.125-01MH	125	8/2	0.4/0.1	2880/720	220-460	24	2M/M5
GHC0.125-01MH	125	13/3.2	0.75/0.2	2880/720	220-460	24	2M/M5
GHC0.25-01MH	250	8/2	0.4/0.1	2880/720	220-460	24	2M/M5
GHC0.5-01MH	500	8/2	0.75/0.2	2880/720	220-460	24	2M/M5
GHC01-01MH	1000	8/2	1.5/0.37	2880/720	220-460	24	2M/M5

型号 Model	L	L1	A	B	C1
GHC0.125-01MH	440	194	160	288	425
GHC0.125-01MH	464	197	170	315	450
GHC0.25-01MH	440	194	160	288	425
GHC0.5-01MH	464	197	170	315	450
GHC01-01MH	548	260	182	343	640

直观操作 精确定位

Intuitive operation
Accurate locating

更高的利用率 带来更大的效率和受益

直观负载搬运从未如此简单、高效作为我们GHC系列的重要组成产品，巨智飞科环链电动平衡吊带有平衡功能，可轻松引导和精确定位负载。巨智飞科环链电动平衡吊钩包括多种规格，负载能力高达500kg。它们与我们的有着广泛应用的KBK轻型起重机完美结合。巨智飞科环链电动平衡吊可以在KBK轨道上轻松运行。应用包括:单梁悬挂式起重机、悬挂式单轨系统或悬臂起重机。

Higher utilization leads to greater efficiency and benefits.

Higher utilization leads to greater efficiency and benefits.

Intuitive load handling has never been so simple and efficient: As an important component of our series, the GREATHOIST chain electric balancing hoist has balancing functionality, enabling it to smoothly guide and precisely position the load.

The GREATHOIST Chain Electric Balancing Hook comes in various sizes and has a load capacity of up to 500kg. It is perfectly compatible with our widely used KBK Light-duty Cranes.

The GREATHOIST Chain Electric Balancing Hoist can operate smoothly on the KBK track. Its applications include: single-girder suspended cranes, suspended single-track systems or cantilever cranes.

强大的安全性和可靠性 核心功能：

*手柄感应手部控制负载的起升和下降

*灵活操控负载

*链条张紧功能

*防止突然抓取负载

*抑制负载晃动

*持续载荷监控

Strong security and reliability.

Core functions of our hoist:

*Handle sensing controls the lifting and lowering of the load through hand movement.

*Flexible control of the load

*Chain tensioning function

*Prevent sudden load grabbing

*Suppressing load vibration

*Continuous load monitoring

特性：

*运行限位开关(上/下)

*运行时间计数器

*得益于运行数据界面(IDAPSY)，安装更透明

Characteristic:

*Operating limit switch (up/down)

*Running time counter

*Thanks to the operation data interface (IDAPSY), the installation process becomes more transparent.

安装便捷：

*“即插即用”插拔式电气连接

Installation is convenient:

*Plug-and-play plug-and-connect electrical connection



强大的安全性和可靠性

*再生制动，减少制动器磨损

*刹车无需补偿调整

*在传动机构的布局中，制动器布置在滑动离合器之前(杜绝负载下滑现象)

*发生故障时自动制动

*通过速度监控自动切断滑动离合器(无溜钩现象)

*减速箱、摩擦离合器和制动器免维护

*安全相关功能满足EN ISO 13849-1标准的性能等级C级和2类

Strong security and reliability

-Regenerative braking reduces the wear of the brakes.

-Brake does not require compensation adjustment

-In the layout of the transmission mechanism, the brake is placed before the sliding clutch (to prevent the load from sliding down)

-Automatic braking in case of failure

-The sliding clutch is automatically disconnected through speed monitoring (without any slipping phenomenon)

-The reduction gearbox, friction clutch and brake are maintenance-free.

-The safety-related functions meet the performance level of the EN ISO 13849-1 standard. Class C and Class 2

带有平衡功能的上海鹏重 环链电动葫芦

GHC with balance function Electric Chain Hoist

您将由此受益

You will benefit from this

抓握控制

- “手柄控制模式”通过D-Grip伺服控制手柄轻松控制负载。

荷载定位

- 切换“荷载定位模式”，操作员仅需手扶载荷轻轻用力，即可直接牵引载荷。

装配模式

- 抑制任何载荷摆动和不受控制的运动，使装配操作具备极高的安全性和精确性。

载荷抓取模式

- 可提升和预张紧吊具。
- 负载卸下的同时不会引起吊钩突然的下落或上升
- 保护夹具和设备。只有在达到预设力时，平衡器才会举升。



Grasping control

“The handle control mode” enables the user to easily control the load by using the D-Grip servo control handle.

Load positioning

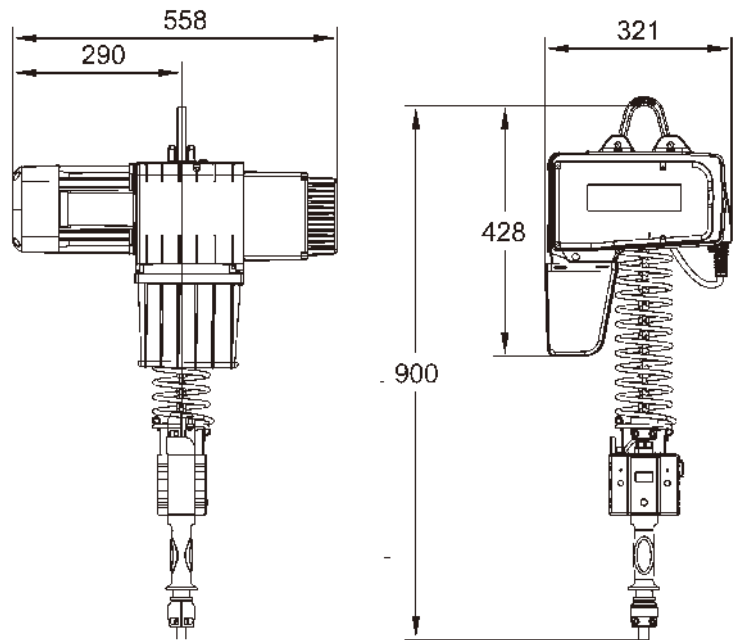
Switch to the “load positioning mode”, and the operator only needs to hold the load with their hand and exert gentle force to directly pull the load.

Assembly mode

Suppress any load oscillation and uncontrolled movement, ensuring that the assembly operation is extremely safe and precise.

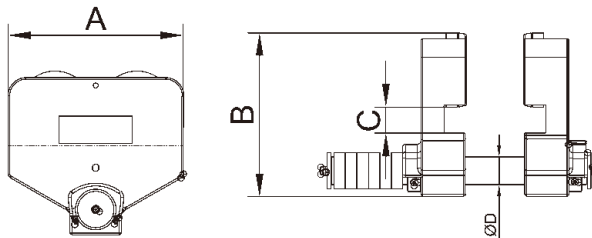
Load grasping mode

Upgradable and pre-tensioned lifting equipment. The unloading process will not cause the hook to suddenly drop or rise. Protect the fixtures and equipment. The balancer will only lift when the preset force is reached.

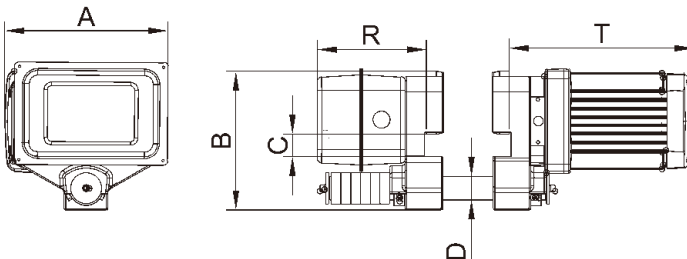


产品参数

型号		SHPZ-ZNL80	SHPZ-ZNL125	SHPZ-ZNL250	SHPZ-ZNL500
起重量 Capacity	kg	80	125	250	500
最大起升速度 Max.Hoisting speed	m/min	20	20	16	8
标准起升高度 Hoisting height	mm	3000	3000	3000	3000
链条规格 Chain spec	mm	5.3*15.5	5.3*15.5	5.3*15.5	5.3*15.5
工作级别 Duty class	FEM/ISO	4m/M7	4m/M7	4m/M7	4m/M7
电源电压 Power voltage	V AC	单相220	单相220	单相220	单相220
频率 Hertz	HZ	50	50	50	50
控制电压 Control voltage	V DC	24	24	24	24
功率 Motor power	KW	1.1	1.1	1.1	1.1
防护等级 Protection class		IP55	IP55	IP55	IP55
绝缘等级 insulation grade		F	F	F	F
工作温度范围 Working temp	℃	-20~40	-20~40	-20~40	-20~40



型号 Model	载重量 Capacity (kg)	A	B	C	D	I-Beam 工字钢梁
GHC-0.5	500	192	179	29	30	80-200
GHC-01	1000	400	291	55	31	80-200
GHC-02	2000	400	291	47	36	80-200



型号 Model	载重量 Capacity (kg)	A	B	C	D	T	R	运行速度 m/min	马达 (kW)	I-Beam 工字钢梁
GHC-0.5	500	210	179	29	30	280	175	快速18 m/min 快速12 m/min 或5-20 m/min	04	80-200
GHC-01	1000	335	291	55	31	285	175		04	80-200
GHC-02	2000	385	291	47	36	285	175		0.55	80-200